



# SCANDINAVIAN SCOTTISH DANCEBOOK

VOL I

*Christian R Petersen & Gunnar Numeus*

## CONTENT of dances in this book

C. R. Petersens Strathspey .....	S 4x32 .....	5
Copenhagens' Delight .....	R 8x32 .....	6
The Copenhagen Dragons .....	J 8x32 .....	10
Copenhagen reel .....	R 8x32 .....	11
The Dancetide strathspey 2010 .....	S 4x32 .....	12
Milliteas .....	R 6x32 .....	13
My way, on my day 160303 .....	S 8x32 .....	14
Partner race strathspey .....	S 4x32 .....	15
Two Towers Reel .....	R 8x32 .....	16
 Danish Royalties .....	 R 8x40 .....	 18
The Everlasting Flower .....	R 4x40 .....	19
Mr Stackling's Rant .....	R 8x32 .....	21
Summer in Gothenburg .....	R 8x40 .....	22
Winds of Lanzarote .....	R 8x32 .....	23
 The Grapefruit on the Hill .....	 R 8x32 .....	 25
The Holmenkollen Strathspey .....	S 4x32 .....	26
The Last Day of Summer .....	S 3x32 .....	28
Northern Lights and Melting Snow .....	S 8x32 .....	29
SKI 'n' DO .....	Round the room J 32 .....	31
Tailored for Christine .....	J 4x32 .....	32
 The 33rd Priest .....	 S 8x32 .....	 34
Agne Hanson's Strathspey .....	S 8x32 .....	35
The Drummer and the Dancer .....	R 3x32 .....	36
Gairie Burn .....	R 3x48 .....	37
Happy Fourty (or Life Begins) .....	R 8x32 .....	38
Hogmanay Strathspey .....	S 3x32 .....	39
The Moth .....	R 4x32 .....	41
Quint Reel or Old Urray Reel .....	R 5x64 .....	42
The Red Rose .....	R 4x32 .....	44
The St Andrews Society of Denmark ...	S 8x32 .....	45
St Magnus Reel .....	R 3x64 .....	46
Stockholm Ceilidh .....	J 8x40 .....	47

## **Introduction.**

This book contains some dances, devised by Scandinavians or people from other countries who live or have lived in Scandinavia for a period of time.

Hopefully this collection gives a glimpse of how Scandinavian dancers interpret Scottish Country Dances.

We would like to thank people from Copenhagen, Gothenburg, Oslo and Stockholm for their contribution of dances to this book.

Christian R Petersen

Gunnar Numeus

© Christian R Petersen & Gunnar Numeus, 2017. All rights reserved

Cover picture: © Embla Vigfusdottir

## **Copenhagen**

- \* C. R. Petersens Strathspey: Ilse Zelmer Olsen
- \* Copenhagen's Delight: Bobby Munro
- \* The Copenhagen Dragons: Gary Coull
- \* Copenhagen reel: Christian R Petersen
- \* The Dancetide strathspey 2010: Christian Rune Petersen
- \* Milliteas: Christian R Petersen
- \* My way, on my day 160303: Christian R Petersen
- \* Partner race strathspey: CRP
- \* Two Towers Reel: CRP/CPH Dancetide

Furthermore (published elsewhere)

- \* Rampant Lion – After 10 AM: Christian Rune Peterson,  
World Wide Weavings 2013, RSCDS IB

# C.R. Petersens strathspey.

4 X 32 bars strathspey  
Dance in 4 couple sets.  
Progression in the dance  
Tune used: Dalkeith Strathspey

- Bar
- 1- 4 1c+2c 3c+4c set and link
- 5- 8 1c+4c circle half way to the left ending inside the set, 1c facing up 4c facing down  
1c+4c set  
Meanwhile 2c+3c turn right hand for 4 bars
- 9-10 1c make an arch with nearer hands.  
1c+4c change place (4c dive under)
- 11-12 1c+4c turn 2 hands (ending facing top/bottom)
- 13-16 1c+4c dance out top/bottom, cast round corners and end in the middle facing corner
- 17-20 All 4 couples dance Glasgow highland step. Right and left.  
But the center persons turn r+l in the Glasgow highland step
- 21-22 1c+4c turn corners with nearer hands for 2 bars
- 23-24 1c+4c chase round half way anticlockwise 2 places (back to own side)  
Ending 2-4-1-3
- 25-32 2c+4c and 3c+1c full diamond poussette
- 2<sup>nd</sup> tour ends 4-3-2-1  
3<sup>rd</sup> tour ends 3-1-4-2  
4<sup>th</sup> tour ends 1-2-3-4

Dance devised by Ilse Zelmer Olsen to celebrate C.R. Petersen's 70<sup>th</sup> birthday



T. J. M. M.

### COPENHAGENS' DELIGHT

Dance devised by Bobby Munro at the occasion of the Second Scandinavian Scottish Country Dance Weekend Course in Copenhagen in February, 1982.

Music composed by Stan Watts

32-bar Reel  
3 couple dance

#### Bars

- 1 - 4      1st couple lead down between 2nd couple for 2 steps and turn by the right hand to finish facing 1st corners.  
Fig.A      2nd couple move up on bars 1 and 2.
- 5 - 8      1st couple dance out to 1st corner position and turning by the right (2 steps) set to each other diagonally across the dance turning to face across the dance on the 2nd pas de basque.  
Fig.B+C
- Meanwhile 1st corners dance across to opposite sides and turning by the right (2 steps) set to each other diagonally across the dance
- Meanwhile 2nd corners dance diagonally into the centre (2 steps) and turn by the right hand  $1\frac{1}{2}$  to finish facing 1st couple diagonally across the dance (i.e. 2nd lady facing 1st man and 3rd man facing 1st lady).
- 9 - 12      3rd man and 2nd lady dance diagonally out to the corner positions they are facing and turning by the right (2 steps) set to each other diagonally across the dance turning to face across the dance on the 2nd pas de basque.  
Fig.D+E
- Meanwhile 1st couple dance across to opposite sides and turning by the right (2 steps) set to each other diagonally across the dance
- Meanwhile 2nd man and 3rd lady dance diagonally into the centre for 2 steps and turn by the right hand  $1\frac{1}{2}$  to finish facing 1st corner position.
- 13 - 16      3rd lady and 2nd man dance out to 1st corner position and turning by the right (2 steps) set to each other diagonally across the dance turning to face across the dance on the 2nd pas de basque.  
Fig.F+G
- Meanwhile 2nd lady and 3rd man dance across to opposite sides and turning by the right (2 steps) set to each other diagonally across the dance
- Meanwhile 1st couple dance diagonally into the centre (2 steps) and turn by the right hand  $1\frac{1}{2}$  to finish facing their first corners who are on the opposite sides.

Bars

- 17 - 20      1st couple dance a  $\frac{1}{2}$  reel of 4 diagonally across the dance  
giving right shoulders to 1st corners (1st couple pass  
Fig.H      right shoulders in the centre).
- 21 - 24      1st couple dance a  $\frac{1}{2}$  reel of 4 diagonally across the dance  
giving right shoulders to 2nd corners who are also on the  
Fig.I      opposite side of the dance. 1st couple finish in 2nd place  
on own side of dance.
- 25 - 28      1st man dance right hands accross with the 3rd couple  
while 1st lady dance right hands accross with the 2nd  
Fig.K      couple.
- 29 - 32      1st lady dance left hands accross with the 3rd couple while  
1st man dance left hands accross with the 2nd couple. 1st  
Fig.L      couple finish in 2nd place ready to start again.

Fig A.

Bars 1-4

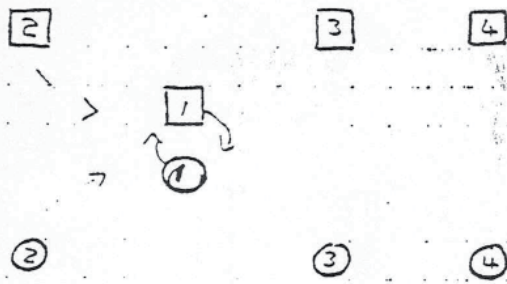


Fig B.

Bar 5

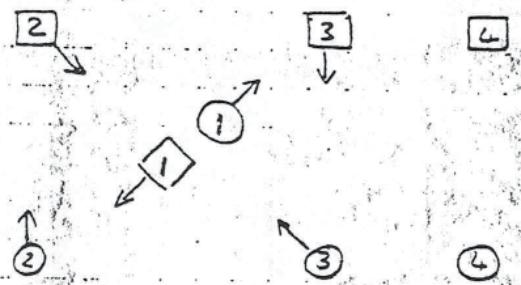


Fig C

Bars 7-8

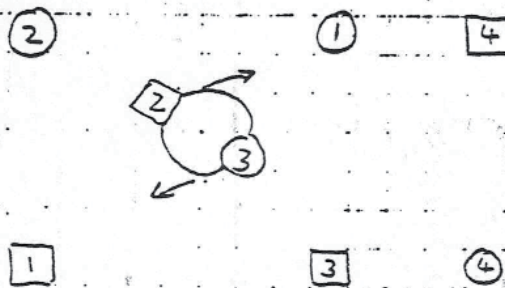


Fig D

Bar 9

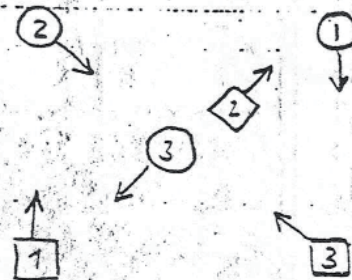


Fig E

Bars 11-12

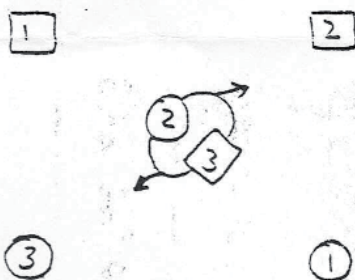


Fig F

Bar 13

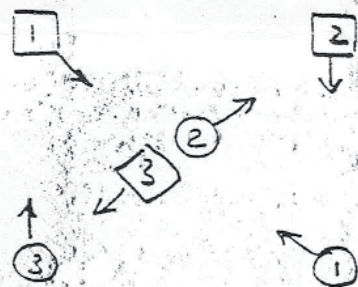


Fig G

Bars 15-16




Fig H

Bar 17

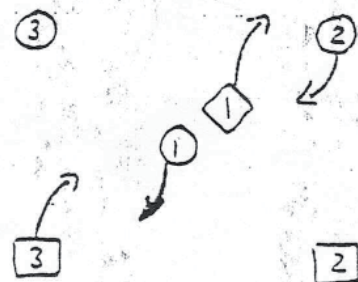


Fig J

BARS 21-24

Fig K.

BARS 25-

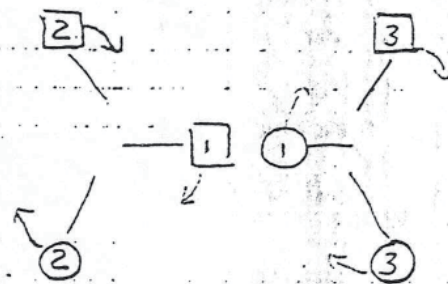
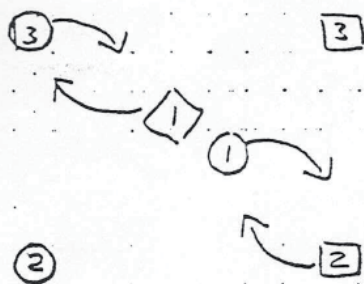
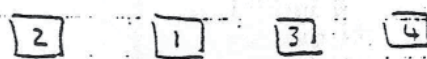
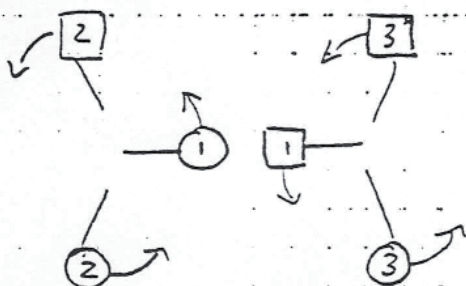


Fig L

BARS 29-32



finish of 32 bars

Suggestion for a Dem. (4 x 32) - Once each cpl. and to the bottom.

Brs 29-30 1<sup>st</sup> cpl turn by the right hand and lead down to 4<sup>th</sup> place  
3<sup>rd</sup> + 4<sup>th</sup> Cpls step up on bars 29-30

**The Copenhagen Dragons**  
**Devised by Gary Coull**

*The Copenhagen Dragons are the tails of four dragons intertwined on the spire of the børsen or stock exchange building in Copenhagen.*

8 x 32 Jig

<u>Bars</u>	<u>Description</u>
1 – 8	1 <sup>st</sup> , 2 <sup>nd</sup> and 3 <sup>rd</sup> couples set. 1 <sup>st</sup> and 3 <sup>rd</sup> couples dance a $\frac{3}{4}$ double figure of eight. To begin the 1 <sup>st</sup> couple cast off as the 3 <sup>rd</sup> couple cross up. 3 <sup>rd</sup> couple finish the double figure of eight by curving in to top place to face down.
9 – 16	3 <sup>rd</sup> , 2 <sup>nd</sup> and 1 <sup>st</sup> couples dance a grand chain. To begin 1 <sup>st</sup> couple cross over as the 2 <sup>nd</sup> and 3 <sup>rd</sup> couples change on the sides.
17 – 24	1 <sup>st</sup> couple join nearer hands and dance up the middle for 2 steps. 1 <sup>st</sup> couple change places on bars 19 and 20 with 1 <sup>st</sup> man dancing above his partner who dances under his arm. 1 <sup>st</sup> couple dance down the middle and cast up to 2 <sup>nd</sup> place on their own sides.
25 – 32	1 <sup>st</sup> man with the 3 <sup>rd</sup> couple (at the top) and 1 <sup>st</sup> woman with the 2 <sup>nd</sup> couple dance left hands across. With 2 <sup>nd</sup> couple following 1 <sup>st</sup> woman and 3 <sup>rd</sup> couple following 1 <sup>st</sup> man the 1 <sup>st</sup> couple pass right shoulders and 'snake' back to own sides (1 <sup>st</sup> man dancing down the woman's side and 1 <sup>st</sup> woman dancing up the man's side). Finish with all three couples on their own side in the order 2,1,3.

Repeat having passed a couple.

# Copenhagen reel.

Reel 32 bars, 3 couples in a 4 couple set  
I would like: Breckin lassies

- Bars 1 – 1<sup>st</sup> and 2<sup>nd</sup> couples set and, pulling back by the right cast  
8 clockwise for 4 bars, halfway around. On bar 7 and 8 2<sup>nd</sup> and 1<sup>st</sup> couples cross to own side giving right hand. 2<sup>nd</sup> couple finish facing in and down, 1<sup>st</sup> couple facing out ready for
- Bars 9 – 2<sup>nd</sup> 1<sup>st</sup> and 3<sup>rd</sup> couple dance a 8 bar right shoulder reel of 3 on  
16 own side. 1<sup>st</sup> lady starts by dancing out and down, 1<sup>st</sup> man out and up, 2<sup>nd</sup> couple dancing in and down. 1<sup>st</sup> couple finish giving right hand to 1<sup>st</sup> corner and left hand to partner, ready for:
- Bars 17 1<sup>st</sup> couple balance in line with 1<sup>st</sup> corners. 1<sup>st</sup> couple turn (4 bars)  
– 24 each other 1 and 1/4 with left hand. Finish giving right hand to 2<sup>nd</sup> corner and balance in line with 2<sup>nd</sup> corner.
- Bars 25 - 1<sup>st</sup> man with 2<sup>nd</sup> couple and 1<sup>st</sup> lady with 3<sup>rd</sup> couple dance a 6  
32 bar, left shoulder to 3<sup>rd</sup> corner, reel of 3 across the dance. 1<sup>st</sup> couple finish by crossing to 2<sup>nd</sup> place own side ready to start again.

Dance devised by Christian R Petersen to celebrate my own 70<sup>th</sup> birthday in 2016.

## The Dancetide strathspey 2010.

32 bars in strathspey-time for 4 couples.  
Music: Heather Dewar's Strathspey

- 1 - 4      1<sup>st</sup> lady followed by 1<sup>st</sup> man, also 4<sup>th</sup> man followed by 4<sup>th</sup> lady cast in one place. 1<sup>st</sup> lady and 4<sup>th</sup> man cross to opposite sides. 2<sup>nd</sup> and 3<sup>rd</sup> couples step in and down/ up on bars 3 and 4.
- 5 - 8      All dance ½ reels of 4 on the sides.
- 9 - 16     Repeat bars 1-8 with 3<sup>rd</sup> lady and 2<sup>nd</sup> man leading. All end in partners original places.
- 17 - 24   All dance ¼ 4-couples rights and lefts:
- 17 - 18   All cross right hands.
- 19 - 20   Dancers in 1<sup>st</sup> man and 2<sup>nd</sup> man places also 3<sup>rd</sup> and 4<sup>th</sup> lady places change places left hands on the sides, while dancers in 1<sup>st</sup> lady place and 3<sup>rd</sup> man place cross diagonally left hand as dancers in 2<sup>nd</sup> lady place and 4<sup>th</sup> mans place cross diagonally left hand.
- 21 - 24   Repeat bars 17-20. finish facing own partner
- 25 - 28   Bottom 3 couple set and cross right hands
- 29 - 32   Bottom 3 couple chase clockwise ½ way round to finish 4123

Dance pleated September 19, 2010 by Christian Rune Petersen as an compliment to the team.

[www.dancetide.dk](http://www.dancetide.dk)



## Milliteas.

Reel 32 bars for 3 couples in a 3 couple set danced 6 times, or in a 4 couple set see note below.  
Music: Circassian circle played 6 times.

Bars 1 – 4 All the ladies advance for 2 bars and retire for 2 bars. Semi military looking.

Bars 5 – 8 All the men advance for 2 bars and retire for 2 bars. Very military looking.

Bars 9 – 16 1<sup>st</sup> couple followed by all the next couples dance down the middle, and 1<sup>st</sup> couple followed by all the next couples cast back to original places, 1<sup>st</sup> couple finish at the top of the set facing down, joining nearer hands.

Bars 17 – 20 1<sup>st</sup> couple alone dance down below 3<sup>rd</sup> couple and cast up around 3<sup>rd</sup> couple to 2<sup>nd</sup> place on own side. 2<sup>nd</sup> couple step up on bars 17 and 18.

Bars 21 – 24 1<sup>st</sup> couple dance ½ reel of 3 across the dance, 1<sup>st</sup> man with 3<sup>rd</sup> couple giving left shoulder to 3<sup>rd</sup> lady, and 1<sup>st</sup> lady with 2<sup>nd</sup> couple giving left shoulder to 2<sup>nd</sup> man. Lady up man down. Finishing in the order 213 on opposite side.

Bars 25 - 32 A full T – pot, man up lady down. Finishing in the order 213 on opposite side. IE:  
1<sup>st</sup> lady RH across with 3<sup>rd</sup> couple once round, followed by LH across with 2<sup>nd</sup> couple. While:  
1<sup>st</sup> man RH across with 2<sup>nd</sup> couple once round, followed by LH across with 3<sup>rd</sup> couple.

The dance finished on the opposite side, and is repeated from the bottom. The original 3<sup>rd</sup> couple as new 1<sup>st</sup> couple, followed by 1<sup>st</sup> and 2<sup>nd</sup> couples as new 2<sup>nd</sup> and 3<sup>rd</sup> couple.

Dance devised by Christian R Petersen to celebrate The Jessen family. Aksel with his 12½-year, and his parents Mette and KarlErik with their 12½ years of marriage. Aksel is playing drums in the local guards, while his parents are drinking herbal teas. For some unknown reasons they all like Australia much.

# My way, on my day 160303.

Strathspey, 32 bars, 3 couple dance in a 4 couple set.

Music: Reel Friends: Above the clouds (Of course)

- Bar 1-8     1<sup>st</sup> and 2<sup>nd</sup> couple set and cast, briefly touching nearer hands with partner, the long (curving) way down behind 3<sup>rd</sup> couple and up between 3<sup>rd</sup> couple, 2<sup>nd</sup> couple leading. 2<sup>nd</sup> couple finish in 1<sup>st</sup> place facing out, and 1<sup>st</sup> couple finish in 2<sup>nd</sup> place.
- Bar 9-16     1<sup>st</sup> and 2<sup>nd</sup> couple dance a double figure of eight. 1<sup>st</sup> couple start crossing up and 2<sup>nd</sup> couple cast. Finish where they started (213), now 1<sup>st</sup> couple is facing in and down ready for:
- Bar 17 - 24     2<sup>nd</sup>, 1<sup>st</sup> and 3<sup>rd</sup> couple mirror reel of 3 on own sides. 1<sup>st</sup> couple in and down to start. Finish same place (213)
- Bar 25-28     Right hand across, lady up with 2<sup>nd</sup> couple and man down with 3<sup>rd</sup> couple.
- Bar 29-32     Left hand across, man up with 2<sup>nd</sup> couple and lady down with 3<sup>rd</sup> couple.

Why not a dance for a special day or every day. It's done out there, but here it is again maybe.

Pleated by Christian R Petersen to day.

## Partner race strathspey.

Strathspey 32 bars in a 4 couple set, couple 3 and 4 change sides on the second cord.

Music: Castels in the air by Peter White.

- Bar 1 - 4      1<sup>st</sup> man and 2<sup>nd</sup> couple dance a half reel of 3 across, first man crossing down to start, giving left shoulder to 2<sup>nd</sup> lady, finish in promenade hold with partner facing in. At the same time 4<sup>th</sup> man dance a half reel of 3 across with 3<sup>rd</sup> couple, 4<sup>th</sup> man crossing up to start, giving left shoulder to 3<sup>rd</sup> lady, finishing in promenade hold with partner facing in.
- Bar 5 - 8      The half reel of 3 across continue with 1<sup>st</sup> and 4<sup>th</sup> couple as one person, finishing 1<sup>st</sup> couple above 2<sup>nd</sup> man on men's side in promenade hold facing in and 4<sup>th</sup> couple below 3<sup>rd</sup> man on ladies side in promenade hold facing in.
- Bar 9 - 10     1<sup>st</sup> and 4<sup>th</sup> couple dance in to meet, while 2<sup>nd</sup> couple step up and 3<sup>rd</sup> couple step down and finish in 1<sup>st</sup> and 4<sup>th</sup> position.
- Bar 11 - 12    1<sup>st</sup> and 4<sup>th</sup> couple dance right hands across halfway.
- Bar 13 - 16    4<sup>th</sup> and 1<sup>st</sup> couple dance left hands across once round.
- Bar 17 - 20    1<sup>st</sup> man with 4<sup>th</sup> lady and 4<sup>th</sup> man with 1<sup>st</sup> lady in promenade hold going to the right dance corner pass and turn, 2<sup>nd</sup> and 3<sup>rd</sup> man dance in and turn each other with the right hand (1<sup>st</sup> diagonal) before dancing back to places. 1<sup>st</sup> and 4<sup>th</sup> couples finish meeting in the centre changing partners to 1<sup>st</sup> and 4<sup>th</sup> man with partners.
- Bar 21 - 24    1<sup>st</sup> couple and 4<sup>th</sup> couple in promenade hold going to the left dance corner pass and turn, 2<sup>nd</sup> and 3<sup>rd</sup> ladies dance in and turn each other with the left hand (2<sup>nd</sup> diagonal) before dancing back to places. 1<sup>st</sup> couple finish in the middle between 2<sup>nd</sup> couple facing down and 4<sup>th</sup> couple finish in the middle between 3<sup>rd</sup> couple facing up.
- Bar 25 – 28    1<sup>st</sup> couple with 2<sup>nd</sup> couple and 4<sup>th</sup> couple with 3<sup>rd</sup> couple set across the dance. 1<sup>st</sup> and 4<sup>th</sup> couple change places giving right hand to the opposite dancer and staying in the middle:
- Bar 29 - 32    4<sup>th</sup> and 1<sup>st</sup> couple dance 4 hands round once to the left finishing in the sidelines in the order 2413.
- Note            Could just as well been danced in reel time! E.g.: Weary Willie's reel

Dance devised by CRP shown on the occasion of  
the 80<sup>th</sup> birthday of Else Hartzberg  
on February 25 year 2008, 350 years after the peace in Roskilde 1658.  
Celebrated on Sunday the 24<sup>th</sup>.

# Two Towers Reel

Reel 32 bars, a 3 couple dance in a 4 couple set.  
Music: Isle of Skye.

- Bar 1-8 1<sup>st</sup> couple dance down facing out on own side, back to back, then dance a 3/4 double triangle, finish in the middle facing partners side. 2<sup>nd</sup> couple step up on 1 and 2.
- Bar 9- 1<sup>st</sup> couple dance a 8 bar reel across, 1<sup>st</sup> lady giving right  
16 shoulder to 2<sup>nd</sup> lady and 1<sup>st</sup> man giving right shoulder to 3<sup>rd</sup> man. 1<sup>st</sup> couple finish in 2<sup>nd</sup> place opposite side lady facing down and in, man facing up and in.
- Bar 17 1<sup>st</sup> man dance out of the top and cast to the left, 1<sup>st</sup> lady  
- 20 dance out of the bottom and cast to the left. 1<sup>st</sup> couple finish in 2<sup>nd</sup> place own side.
- Bar 21 Full thepot. Lady up man down. RA and LA  
– 28
- Bar 29 2<sup>nd</sup> 1<sup>st</sup> and 3<sup>rd</sup> couple turn once round with left hands.  
\_32

Dance devised by CRP/CPH Dancetide to be danced in  
Copenhagen Monday September 11 2017. Election day I  
Norway


Mayers Hall in Oslo do have 2 Towers.  
And we have just visit Oslo for dancing.

## **Göteborg**

- \* Danish Royalties: Gunnar Numeus
- \* The Everlasting Flower: Gunnar Numeus
- \* Mr Stackling's Rant: Roland Kjellander & Gunnar Numeus
- \* Summer in Gothenburg: Roland Kjellander
- \* Winds of Lanzarote: Roland Kjellander

Furthermore (published elsewhere)

- \* Gothenburg's Welcome: Bobby Munro, RSCDS Book 37



# *Danish Royalties*

R8x40 (40 bar Reel for 3 couples)

Music: Any good reel.

- 1 – 4 1C & 2C: Set & 4 hands-across, RH, half way  
5 – 8 1C & 2C: Set & then 2C: cross back to own side, RH,  
while 1C turn LH, finish facing 1st Corner
- 9 – 12 1C: Turn their 1st Corners once around, RH, finish facing 1st C.  
13 – 16 Half Reel of 4 with 1st Corner, 1C pass LS, facing 2nd Corner
- 17- 20 1C: Turn their 2nd Corners once around, RH, finish facing 2nd C.  
21 – 24 Half Reel of 4 with 2nd Corner, 1C finish in 2nd place opp. Side
- 25 – 28 Half Reel of 3, across, LS. 1Man with the Couple in top place  
1Lady with the Couple in 3rd place
- 29 – 32 Half Reel of 3, on the sides, RS. 1C finish in 2nd place, own side.  
(2C & 3C dance the half reels with a loop at the end)
- 33 – 40 1C: Dance up to the top, cast off own side, dance through 2nd place,  
into the middle and down to 3rd place, divide and cast up to 2nd  
place, own side.


Repeat, having passed one couple.

---

Devised by Gunnar Numeus, The Gothenburg Branch, april 1996,  
as a tribute to The St. Andrew Society of Denmark, to mark the wedding of the  
Danish Prince Joachim to Miss Alexandra Manley, Hongkong.

Revised: 2003-01-06

© Gunnar Numeus 1996, 2003



## *The Everlasting Flower*

A 40 bar Reel for 4 couples in a 4-couple set

Suggested music: The Deveron Reel, 4 x 40

Music has two chords; on the second chord 3rd and 4th couple change over to opposite sides

Bars

1 - 8      1st couple with 2nd couple, and 3rd couple with 4th couple: set on the sides, then right hands across once around (stay in the middle), then 1st and 4th couple cast one place down or up (initially lady holds on to partners right hand and pivot on the spot), while 2nd couple and 3rd couple lead up or down one place.

The order is now: 2, 1, 4, 3

9 - 12      1st and 4th couples: right hands across, 1st Man and 4th Lady finish facing up and 4th Man and 1st Lady finish facing down.

13 - 16      1st Man and 4th Lady, dancing in tandem, dance a half Reel of Three on the side, with 2nd Man and 3rd Lady, as follows (as in Pelorus Jack): 1st Man, followed by 4th Lady, passes left shoulder with 2nd Man, then they turn about by the left in corner position to change direction. 4th Lady, followed by 1st Man, passes left shoulder with 3rd Lady. Corners (2nd Man and 3rd Lady) dance loops at the end of the half reel. (the order is now on the men's side: 3rd Lady, 1st Man, 4th Lady and 2nd Man)

4th Man and 1st Lady do the same thing with 3rd Man and 2nd Lady, that is: 4th Man and 1st Lady, dancing in tandem, dance half a Reel of Three on the side, with 3rd Man and 2nd Lady, as follows (as in Pelorus Jack): 4th Man, followed by 1st Lady, passes left shoulder with 3rd Man, then they turn about by the left in corner position to change direction, 1st Lady, followed by 4th Man, passes left shoulder with 2nd Lady. Corners (2nd Lady and 3rd Man) dance loops at the end of the half reel (the order is now on the ladies' side: 3rd Man, 1st Lady, 4th Man and 2nd Lady)

17 - 20      1st and 4th couples: left hands across, 4th Lady and 1st Man finish facing down, and 1st Lady and 4th Man finish facing up.

21 - 24      4th Lady and 1st Man, dancing in tandem, dance a half Reel of Three on the side, with 2nd Man and 3rd lady, as follows (as in Pelorus Jack): 4th Lady, followed by 1st Man, passes right shoulder with 2nd Man, then they turn about by the right in corner position to change direction. 1st Man, followed by 4th Lady, passes right shoulder with 3rd Lady. Corners (2nd Man and 3rd Lady) dance loops at the end.

1st Lady and 4th Man do the same thing with 3rd Man and 2nd Lady, that is: 1st Lady and 4th Man, dancing in tandem, dance half a Reel of Three on the side with 3rd Man and 2nd Lady as follows (as in Pelorus Jack): 1st Lady, followed by 4th Man, passes right shoulder with 3rd Man, then they turn about by the right in corner position to change direction. 4th Man, followed by 1st Lady, passes right shoulder with 2nd Lady. Corners (2nd Lady and 3rd Man) dance loops at the end.

The order is now the same as at the end of bar 8.

25 - 32      1st couple, with promenade hold, dance a Reel of Three, across the dance with 2nd couple, starting by giving right shoulder to 2nd Lady. At the end of the reel, the couple releases right hand, but hold on to the left hand.

1st couple finish as follows: 1st Man returns to 2nd place on men's side (where he began the reel) while 1st Lady finish in 3rd place on the men's side, side by side with her partner.

**At the same time;** 4th couple, with promenade hold, dance a Reel of Three, across the dance, with 3rd couple, starting by giving right shoulder to 3rd Lady. At the end of the reel, the couple release right hand, but hold on to the left hand,  
4th couple finish as follows: 4th Man returns to 3rd place on the ladies' side (where he began the reel) while 4th Lady finish in 2nd place on the ladies' side, side by side with her partner.

33 - 40      1st and 4th Ladies change places, giving right hand (two bars) not releasing hands, **while** 1st and 4th Man set on the spot, **then** 1st and 4th couples dance right hands across, half way (two bars), at the end dancers hold on to partner's hand, and "flow" into 1st and 4th couples turn partners once around with right hand (four bars). The order is now: 2, 4, 1, 3.

Repeat from new positions.

Devised by Gunnar Numeus, Teacher of RSCDS Gothenburg Branch in May 2004, as a tribute to Lise Nordal Rückert, Certified Teacher, for her relentless effort in promoting Scottish Country Dancing in Gothenburg, especially amongst young dancers, always bringing the standard of dancing to a very high level among the Branch members. Combining dancing with a good spirit and a good laugh has always been a landmark of hers. Revised August, 2017.

This dance will also describe her professional work as designer, where she expressed beauty and good taste in designing bouquets of dried flowers in her gift shop.

© Gunnar Numeus, August 2017

# *Mr Stackling's Rant*

**Rant** 1 a romp, boisterous or riotous merry-making; 2 a festive gathering with music and dancing; 3 a lively tune or song, especially one for an energetic dance.

Reel for 3 couples

Suggested music: Aileen's Reel

CD: Dance to the Pipes, Bill Clement

- 1–8 First and second couples dance a double figure of eight. First couple start by crossing down, second couple by casting up. Second couple finish facing out.
- 9–16 First couple dance down the middle, cast up around third couple, dance up in the middle to first place and cast off to second place. Meanwhile, second couple cast up to first place and follow first couple to finish on first place facing out.
- 17–24 First man dances a reel of three with second and third women while first woman does the same with second and third men. First couple start by crossing down below third couple giving right hands. Third couple start by dancing up and out, second couple by dancing down and out. All join nearest hands with partner where possible. Second and third couples finish facing out ready to continue with another reel.
- 25–32 First couple dance a reel of three on own sides with second and third couples. First couple start by crossing down below third couple giving left hands. Third couple start by dancing up and out, second couple by dancing down and out. All join nearest hands with partner where possible.

Repeat having passed one couple.

## Note:

At the end of each round of the dance one can flow into the next round of the dance if the new second couple (i. e. the third couple after the first round and the second couple after the second round) finish the last reel by facing out. The other end couple finish the reel with loops at the end (i. e. the second couple at the first round and the third couple at the second round of the dance).

Devised in June 2003 by Roland Kjellander and Gunnar Numeus of RSCDS Gothenburg Branch to mark the 60th birthday of Mr Håkan Stackling.

© Roland Kjellander & Gunnar Numeus 2003

## Summer in Gothenburg

Reel for 3 couples

R8× 40

Suitable music:

The Duke and Duchess of Edinburgh

(RSCDS CD-7)

- 1–4 First couple dance in towards each other and cast off to second place ("long cast off"). Second couple step up on bars 3 and 4.
- 5–8 First couple turn with the right hand 1 1/2 times around (actually 1 5/8 times), finish back to back on the diagonal facing first corners.
- 9–16 First couple set to corners and partner ("hello and goodbye setting"), finish back to back on the diagonal facing partner's first corners.
- 17–20 First and second men and, likewise, first and third ladies turn with the right hand once around.
- 21–24 First and third men and, likewise, first and second ladies turn with the left hand once around. First man finish facing out and up and first lady finish facing out and down on second place. Third couple face in and up, second couple face in and down to finish.
- 25–32 Second, first and third couples dance a right shoulder reel of three on the side lines.
- 33–36 Second, first and third couples circle to the left, slightly more than halfway around.
- 37 Second, first and third couples release hands and take one small step inwards in the circle, turning by the right.
- 38–40 Second, first and third couples complete the turn and chase clockwise in the circle back to own side. The order is now 2, 1, 3.

Repeat having passed one couple.

Devised by Roland Kjellander, RSCDS Gothenburg branch, to celebrate the 50th birthday of Gunnar Numeus on July 10, 2000.

© Roland Kjellander 2000

# Winds of Lanzarote

A reel for three couples.

Suggested music: Festival Fling

(RSCDS CD046 Music for Book 44)

- 1–4 First couple set and cast off one place. Second couple move up on bars 3 – 4.
- 5–8 First couple dance a petronella turn and set facing each other (woman between second couple and man between third couple).
- 9–12 First couple, giving right hands, change places and cast around their second corners to finish in second place on opposite sides, facing their first corners.
- 13–16 First couple dance left shoulder half reels of three on the sides with their corners.
- 17–20 First couple, giving right hands, cross over and cast around partner's first corner positions (first man casts up and first woman casts off) to finish first man between third couple (who are in top place) facing third lady and first woman between second couple (who are in third place) facing second man.
- 21–24 First couple dance left shoulder half reels of three across the dance, first man with third couple in top place and first lady with second couple in third place. At the end first couple finish back to back on the diagonal facing their first corners (who are in partner's first corner positions).
- 25–28 First couple dance half reel of four with their first corners. At the end first couple pass left shoulder to finish back to back on the diagonal facing their second corners (who are standing in partner's second corner positions).
- 29–32 First couple dance half reel of four with their second corners. First couple finish in second place on own sides.

Repeat, having passed one couple.

Devised by Roland Kjellander, RSCDS Gothenburg Branch, in January 2004 while being on vacation on Lanzarote – one of the Canary Islands – a very windy place at this occasion.

© Roland Kjellander 2004

## Oslo

- \* The Grapefruit on the Hill: Birgit Frie
- \* The Holmenkollen Strathspey: Bobby Munro
- \* The Last Day of Summer: Kristian Vestli
- \* Northern Lights and Melting Snow: James Gray
- \* SKI'n' DO: Alex Gray
- \* Tailored for Christine: Birgit Frie

## The Grapefruit on the Hill

32 bar reel for 3 couples in a 4 couple longwise set

Bars

- 1-8 1C cross, cast of one place, 2&1C dance right hands across, 1C finish in the middle facing down (W turn in) in promenade hold
- 9-12 1C in promenade hold with 2M and 3W dance half a reel of three on the diagonal, begin by giving LS to 3W (1C starting to go down)
- 13-16 1C in promenade hold with 2W and 3M dance half a reel of three on the diagonal, begin by giving RS to 3M (1C starting to go down again, i.e. track for 1C similar to dancing a full reel of three across in third position), 1C finishing in the middle in second place facing down
- 17-24 1C release hands, dance mirror image reels of three on opposite sides, 1M begin by giving LS to 2M (in 3W place), 1W giving RS to 2W (in 3M place)<sup>1</sup>, finishing on opposite sides in the order 3 1 2

25-32 3,1&2C dance set and link for three twice

Ready to start again

Devised by Birgit Frie in February 2006 for Louise and Kjell

Suggested music:

*Final fling* by Sound Company on their CD *On Track*

*Set of Reels* by James Gray on the CD *Piano Dance*

## THE HOLMENKOLLEN STRATHSPEY (1983)

This dance was written and composed for the Oslo Scottish Country Dance Group by Bobby Munro to mark the occasion of the Fourth Scandinavian Scottish Weekend course.

The music was specially composed by Stan Watts. The tunes Holmenkollen, Oslo Fjord and The Major's Tourie.

### Bars

- 1-4 1st and 4th couples cross over giving right hands, 1st couple cast off one place (2nd couple move up an bars 3 and 4). 4th couple cast up one place, (3rd couple move down on bars 3 and 4).
  
- 5-8 1st Man and 4th Lady dance a diagonal 1/2 reel of 4 with the 2nd Lady and 3rd Man. Meanwhile 1st Lady with 2nd man and 3rd Lady with 4th Man set and turn (2 hands).
  
- 9-12 Repeat bars 5-8 on the opposite diagonal with 1st Lady and 4th Man dancing a 1/2 diagonal reel of 4 with 3rd Lady and 2nd Man. Meanwhile 2nd Lady and 1st Man, 4th Lady and 3rd Man set and turn (2 hands).
  
- 13-16 1st couple lead down between the 2nd couple cross over and cast up one place while 4th couple lead up between the 3rd couple, cross over and cast off one place.
  
- 17-24 1st couple lead down the middle for 2 steps turn, and up for 4 steps, cast round 3rd couple into 2nd place (4th couple step down on bars 19 and 20).
  
- 25-28 All 4 couples dance 8 hands half way round to the left (to own side of the dance).
  
- 29-32 4th and 1st couple dance 4 hand right round to the right (finish in the order 2413).

Repeat with a new top couple 3 more times.

THE HOLMENKALLEN STRATHSLEY

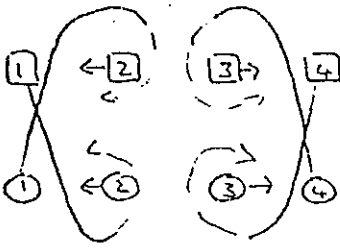
Utfärdare (tjänsteställe, namn, telefon, signatur)

Datum

Ring nr


Sid nr

Distribution Mottagare



Bars 1-4.

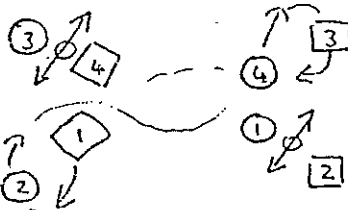
2+3 Move up & down on 3+4.



Bars 5-8.

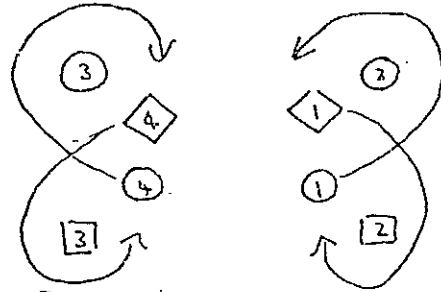
1M+4L 1/2 Diag Reel of 4 with 2L+3M.

2M+1L. 4M+3L Set + Turn.



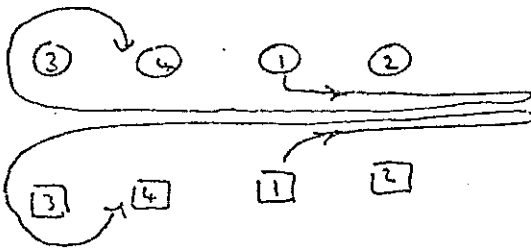
Bars 9-12.

1L+4M. 1/2 Diag Reel of 4 with 2M+3L.  
3M+4L. 2M+2L. Set + Turn.



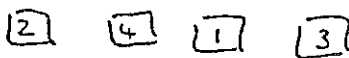
Bars 13-16

4<sup>th</sup> cpl. lead up Cross over and Cast up.  
1 cpl. lead down Cross over + Cast up!



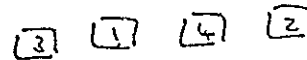

Bars 17-24.

1<sup>st</sup> Cpl. lead down for two turn  
and lead up for 4 and Cast into 2<sup>nd</sup> place  
4<sup>th</sup> cpl. Step up on 19+20.  
down



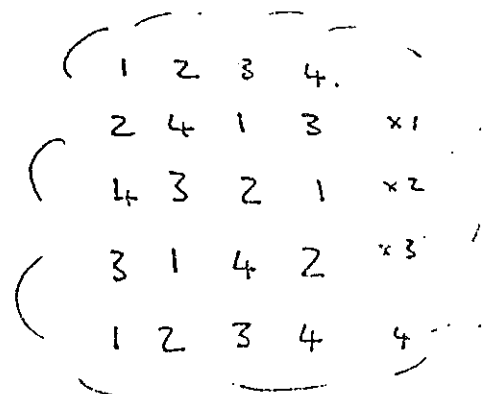
Bars 29-32

4+1 Cpls 4 hands Round & Right.



Bars 25-28.

All 4 cpls 8 hand round to left. 4 steps.



# The Last Day of Summer

**3 x 32 bar Strathspey, 3C/3C**

Original tune

*or*

Suggested tune: *Cate's Conundrum* from That Pinewood Sound or Opus Dance

---

- 1–4     1st couple long cast to 2nd place; 2nd couple step up on bar 3–4.
  - 5–6     1st couple set.
  - 7–8     1st couple petronella turn to end up in lines across, 1st man between 3rd couple and 1st woman between 2nd couple.
  - 9–10    All set across the dance.
  - 11–14   All dance 6 hands round to the left to end on the sidelines.
  - 15–16   All set on the sidelines.
  - 17–18   1st couple dance through partner's 1st corner position and cast to the left *while* 2nd and 3rd couple set advancing on the diagonal towards the middle.
  - 19–20   1st couple chase counterclockwise ending on the sideline *while* 2nd and 3rd couple dance 4 hands round halfway to the right.
  - 21–24   1st man with 3rd woman and 1st woman with 2nd man in promenade hold chase halfway round counterclockwise *while* 2nd woman and 3rd man turn both hands and twirl out; to end up in lines across the dance, 1st man between 3rd couple at the top facing down and 1st woman between 2nd couple at the bottom facing up.
  - 25–28   In lines across, all set and link.
  - 29–32   3rd, 1st and 2nd couple turn both hands halfway round and twirl back to own sides.
- 

Devised by

Kristian Vestli, Oslo Scottish Country Dance Group

September 2017.

# Northern Lights and Melting Snow

---

*James Gray*

8x32 Strathspey for three couples in a four couple set

Tune: Northern Lights and Melting Snow by James Gray

- 1-4     1s cast to second place. 2s step up on bars 3-4.
- 5-8     1s set and dance in towards each other and, pulling back right shoulder, dance out to second place on own sides
- 9-12    2<sup>nd</sup> and 1<sup>st</sup> men, and at the same time 1<sup>st</sup> and 3<sup>rd</sup> women, set and link
- 13-16   1<sup>st</sup>, 2<sup>nd</sup> and 3<sup>rd</sup> men, and at the same time 2<sup>nd</sup>, 3<sup>rd</sup> and 1<sup>st</sup> women, set and link
- 17-20   1<sup>st</sup> woman, 2<sup>nd</sup> and 3<sup>rd</sup> men, and at the same time 1<sup>st</sup> man, 2<sup>nd</sup> and 3<sup>rd</sup> women, set and link
- 21-24   1<sup>st</sup> and 2<sup>nd</sup> men, and at the same time 3<sup>rd</sup> and 1<sup>st</sup> women, set and link, to finish in the order 3, 1, 2 with everyone on opposite sides.
- 25-28   3s, 1s and 2s set. 1s dance round each other by the left shoulder to finish in the middle with the woman above the man. At the same time 3s and 2s passing their partner's right shoulder cross to their own sides.
- 28-32   Left shoulder snake pass: 1<sup>st</sup> woman followed by 3s also 1<sup>st</sup> man followed by 2s pass left shoulder diagonally across to change ends & loop round to left to end in 2nd place.

Repeat having passed a couple

# Northern Lights and Melting Snow

8x32 Strathspey

Northern Lights and Melting Snow

James Gray

First system of musical notation for 'Northern Lights and Melting Snow'. The system consists of a treble and bass staff in 4/4 time. The key signature has two flats (B-flat and E-flat). The melody in the treble staff features eighth-note patterns and triplets. The bass staff provides a harmonic accompaniment with chords and single notes. Chord labels above the staff are Gm, F, Gm, D, and Gm.

Second system of musical notation. The melody continues with eighth-note patterns and triplets. The bass staff accompaniment remains consistent. Chord labels above the staff are Gm, C, F, Gm, E-flat, D, and Gm.

Third system of musical notation. The melody continues with eighth-note patterns and triplets. The bass staff accompaniment remains consistent. Chord labels above the staff are E-flat, B-flat, Cm, D, E-flat, B-flat, Cm, and D.

Fourth system of musical notation, concluding the piece. The melody continues with eighth-note patterns and triplets. The bass staff accompaniment remains consistent. Chord labels above the staff are Gm, A, D, Gm, Cm, Gm, D, and Gm.

## **SKI 'n' DO**

### **A 32 bar jig. Couple facing couple round the room**

#### **Tune: Sgian Dubh**

The dance was devised by Alex Gray for the Ski 'n' Do weekend organised by Kjell Mathiesen and Martin McWilliam in the Kobberhaughytta near Oslo 21/23 February 2014

1-8 Ladies passing left shoulders dance a figure of eight round the opposite man and their partner (dance to the right of the opposite man at start and ladies pass left shoulders both times)

9-16 Men passing right shoulders dance a figure of eight round the opposite lady and their partner.

17-24 Turn the opposite person right hand, turn partner left hand (finish in original positions.

25-28 Set advancing to opposite person and half turn right to finish in promenade hold facing the man's starting position (all dancers now have a new partner and the men are shoulder to shoulder facing their starting positions)

29-32 The couples dance round each other and on in the direction the men were facing originally to meet the next couple round the room.

Repeat with next couple

**NOTE 1:** with more experienced dancers bars 25-28 can be danced as the Thingummyjig figure (see Tweeddale vol 4 by Alex Gray).

**NOTE 2:** bars 29-32 can be replaced by dancing freely round until a new couple is met. Although this might be better achieved by adding 8 bars and dancing as described above for 32 bars and then using the extra 8 bars to promenade freely in the room.

32 bar jig for 4 couples in a longwise set

Bars

- 1-8     1<sup>st</sup> & 2<sup>nd</sup> couples set, half right hands across ,  
         1<sup>st</sup> & 3<sup>rd</sup> couples set, half right hands across  
         (finishing in the order 2-3-1-4, 2<sup>nd</sup> and 3<sup>rd</sup> couples on opposite sides);
- 9-16    all dance set and link for four couples\*  
         finishing in the order 4-1-3-2 with 1<sup>st</sup> and 4<sup>th</sup> couples on opposite sides;
- 17-24   1<sup>st</sup> & 4<sup>th</sup> couples dance full right hands across for four bars,  
         then turn partners 1½ times for four bars to finish towards own sides, but staying close together in the middle of  
         the set, facing up  
         3<sup>rd</sup> couple step in on bar 24;
- 25-32   4<sup>th</sup>, 1<sup>st</sup> & 3<sup>rd</sup> couples dance an allemande for three couples;  
  
         finishing in the order 3-1-4-2, ready to start again with a new top couple.

Suggested Music: "Selection of Jigs/Short Grass" by "The Great Cape Breton Fiddle Company"

Devised by Birgit Frie in January 2003 for Christine Taylor

\* set and link for four couples (with 1<sup>st</sup> & 2<sup>nd</sup> couples on opposite sides):

- bars 1-2    all set in lines to partners across the dance,
- bars 3-4    all dance the linking movement, i.e.: (1<sup>st</sup> & 2<sup>nd</sup> L and 3<sup>rd</sup> & 4<sup>th</sup> L dance "petronella in tandem", using  
travelling steps, 1<sup>st</sup> & 2<sup>nd</sup> M and 3<sup>rd</sup> & 4<sup>th</sup> M cast "in tandem", pulling back RS), i.e.:  
1<sup>st</sup> M cast down into 4<sup>th</sup> L position, finish facing up,  
2<sup>nd</sup> M cast down (preceding 1<sup>st</sup> M), pulling back RS, to end to the left of 1<sup>st</sup> M, facing up,  
4<sup>th</sup> M cast up into 1<sup>st</sup> M position, finish facing down,  
3<sup>rd</sup> M cast up (preceding 4<sup>th</sup> M), pulling back RS, to end to the left of 4<sup>th</sup> M, facing down,  
1<sup>st</sup> L dance down to end in 4<sup>th</sup> M position, finish facing up,  
2<sup>nd</sup> L dance down pulling back right shoulder (preceding 1<sup>st</sup> L) to finish to the right of 1<sup>st</sup> L (and to the left of  
her partner) facing up.  
4<sup>th</sup> L dance up to end in 1<sup>st</sup> L position, finish facing down,  
3<sup>rd</sup> L dance up pulling back right shoulder (preceding 4<sup>th</sup> L) to finish to the right of 4<sup>th</sup> L (and to the left of  
her partner) facing down,
- bars 5-6    all set in lines up and down the set
- bars 7-8    all repeat the linking movement as on bars 3-4 from new positions, finishing in the order 4-3-2-1 with 3<sup>rd</sup> &  
4<sup>th</sup> couples on opposite sides)
- Memory aids: L move through the inside, M around the outside of the set,  
         L dance "petronella in tandem", M cast in tandem  
         corners remain corners, inners remain inners throughout the movement

## **Stockholm**

- \* The 33rd Priest: Anna Frimodig
- \* Agne Hanson's Strathspey: Elke Schmölder-Hanson
- \* The Drummer and the Dancer: Mats Melin
- \* Gairie Burn: Mats Melin
- \* Happy Fourty (or Life Begins): Agne Hanson
- \* Hogmanay Strathspey: Mats Melin
- \* The Moth: Michaela Beijer
- \* Quint Reel or Old Urray Reel: Mats Melin
- \* The Red Rose: Agne Hanson
- \* The St Andrews Society of Denmark: Mikael Georgii
- \* St Magnus Reel: Mats Melin
- \* Stockholm Ceilidh: Mats Melin

## The 33rd Priest

### 32 bar Strathspey for three couples in a four-couple longwise set

Devised by: Anna Frimodig

Original music composed by: Mikael Georgii

- 1 - 8      1s + 2s set once.  
            1s lead down followed by 2s, for 3 bars, and back for 3.
- 9 – 16     1s + 2s + 3s set once,  
            1s petronella, lady between 2s, man between 3s,  
            2s + 1st lady, 3s + 1st man set once across the set,  
            1s continue petronella ending facing first corner
- 17 – 24    1s turn first corner RH, turn partner LH, Second corner RH,  
            1s cross RH into second place, own sides
- 25 – 32    1s + 2s dance rights and lefts

This dance is composed for the RSCDS Stockholm branch for no other reason than the love of dancing with my friends and my love for a slow sweeping strathspey. It was first danced on the regular Monday dancing practises on March 7th, 2016, by the Stockholm branch members, to Mikael's tune on the piano. Instructor was Susanne Gjörling. The second half was filmed.

**About the name:** The Stockholm RSCDS branch have their weekly dance at the address Prästgatan 33 (33<sup>rd</sup>, Priests' street) in the Old Town of Stockholm.

**About the music:** Mikael Georgii, who regularly plays piano for the weekly dance sessions in the branch, kindly offered to compose the music for the dance. He came up with a tune that sounds both Scottish and Swedish at the same time. It's still unnamed. (If using other music, make sure it's not too fast, and that it has a distinct hang on the first beat.)

## **Agne Hanson's Strathspey**

### **32 bar Strathspey for three couples in a four-couple longwise set**

- 1 – 8    1st couple dance down, cast up round the 3rd couple into second place. 2nd couple move up. All three couples turn both hands, finishing in the middle in promenade hold.
- 9 – 16   2nd, 1st and 3rd couples promenade.
- 17 – 24   1st Lady dances right hands across with 2nd couple and left hands across with 3rd couple and left hands back to place (teapots)
- 25 – 32   All three couples six hands round and back  
Repeat dance from second place

*Devised by Elke Schmölder-Hanson, Stockholm Branch*

*Dedicated to Branch teacher Agne Hanson on his 60th birthday in May 2013.*

*Tune: Jennifer Wilson, Elgin by John Renton.*

## The Drummer and the Dancer

Reel, 32 bars, 3-couple set.

### Bars

- 1-4 1<sup>st</sup> couple set and cast off to second place. 2<sup>nd</sup> couple move up on bars 3-4.
- 5-8 1<sup>st</sup> couple dance back-to-back
- 9-10 All set while 1<sup>st</sup> couple move in to join left hands, while joining right hands (1<sup>st</sup> woman with 2<sup>nd</sup> couple and man with 3<sup>rd</sup> couple) in three hands across formation.
- 11-14 1<sup>st</sup> couple release left hands and dance right hands across, woman with 2<sup>nd</sup> couple and man with 3<sup>rd</sup> couple.
- 15-16 1<sup>st</sup> couple turn right hands once round while 2<sup>nd</sup> and 3<sup>rd</sup> couples retain right hand hold and cross over to the opposite side.
- 17-18 All set, 1<sup>st</sup> couple retain right hand hold while joining left hands with 2<sup>nd</sup> and 3<sup>rd</sup> couples ready for hands across.
- 19-22 1<sup>st</sup> couple release right hands and dance left hands across, woman with 3<sup>rd</sup> couple and man with 2<sup>nd</sup> couple.
- 23-24 1<sup>st</sup> couple turn right hands half way round to end side by side facing down the set while 2<sup>nd</sup> and 3<sup>rd</sup> couples retain left hand hold and cross over to their own side but remain facing out.
- 25-30 Mirror Reels of Three. 1<sup>st</sup> couple dance down the middle to begin, 3<sup>rd</sup> couple start out and up and 2<sup>nd</sup> couple start out and down.
- 31-32 1<sup>st</sup> couple cross down to third place giving right hands, while 3<sup>rd</sup> couple cast up to second place to finish the reel and 3<sup>rd</sup> couple use the two bars to dance a polite turn in place.

Repeat with new top couple twice more.

Music, any good lively reel.

Dance devised by Mats Melin for Anders and Susanne Gjörling, April 2017.

*Anders and Susanne met in the Stockholm Scottish Country Dance Club in 1969. Susanne had been dancing then for a while and Anders was a drummer in the newly formed Thistle Pipe Band. He had been ordered by the Pipe Major to learn to dance, to be able to perform the sword dance at the bands performances. This initiative to bring a lot of young bandsmen together with a lot of young female dancers was very successful and Anders and Susanne's marriage in 1973 was one of a total of four marriages not counting several other flings.*

## Gairie Burn

Reel – 48 Bars – 3 Couple Sets

Music: Gairie Burn by Deirdre Adamson.

### Bars

- 1 – 8      1<sup>st</sup> Couple, Set, cross over giving right hands and cast off to second place (2<sup>nd</sup> couple step up on bars 5-6), pass each other giving left hands to finish facing opposite first corners. (1<sup>st</sup> Man facing 2<sup>nd</sup> Man and 1<sup>st</sup> Woman facing 3<sup>rd</sup> Woman.)
- 9 – 16      1<sup>st</sup> Couple dance Hello Goodbye Setting to get halfway round, i.e., finish by facing first corners.
- 17 – 24      1<sup>st</sup> Couple dance Reels of Three Across the dance, giving Left shoulder to first corners. 1<sup>st</sup> Man with 3 couple giving L shoulder to 3<sup>rd</sup> Woman; while 1<sup>st</sup> Woman dances with 2nd couple giving L shoulder to 2<sup>nd</sup> Man. Finish facing first corners again.
- 25 – 32      1<sup>st</sup> Couple Turn first corner, partner, second corner, partner. Finish in the middle 1<sup>st</sup> Man facing down, back to back with 1<sup>st</sup> Woman facing up.
- 33 – 40      Modified Crown Triangles: 1<sup>st</sup> man join hand with 3<sup>rd</sup> couple and 1<sup>st</sup> Woman join hands with 2<sup>nd</sup> couple, Set 1 PdB and make a quarter turn to the L in the middle on the second PdB, so that 1<sup>st</sup> Man face and join hands with the women and 1<sup>st</sup> Woman face and join hands with the two men. Repeat the above movement pattern twice more (1 PdB on the spot and 1 PdB to move quarter way round to the L, joining and letting go of hands as you move around). Facing own side 1<sup>st</sup> Man dance 1 PdB on the spot and then move out towards 2<sup>nd</sup> place own side, pulling L shoulder back to face in, while 1<sup>st</sup> Woman set 2 PdB moving forwards but remain facing out in 2<sup>nd</sup> place own side.
- 41 – 48      1<sup>st</sup> and 2<sup>nd</sup> couples Left Hands Across once round; 1<sup>st</sup> and 3<sup>rd</sup> couples Right Hands Across half way round, keep hold of partner's R hand and make a half turn with partner to own side. Finish in order 2, 3, 1.

Repeat the dance twice more.

© Mats Melin, October, 2003.

Devised for the members of the St Andrew's Scottish Country Dance Group, Kirriemuir.

### **HAPPY FOURTY (or LIFE BEGINS) (R8x32) 3C (4C set)**

- 1 -4      First couple set and cast off to second place, second couple move up
- 5- 8      First couple set and cast off to third place, third couple move up
- 9 – 12    First couple cross over and cast up to second place, third couple move down.
- 13 – 16   First couple cross over and cast up to first place Second couple move down
- 17 – 18   First and second couples change places giving left hands
- 19 – 20   First couple cross over giving right hands
- 21 – 22   First and third couples change places giving left hands
- 23 – 24   Lead partner up to the middle retaining right hand finishing in a diagonal line - first man joining left hand to third lady and first lady joining left hand with second man,  
Third couple dance down to third place
- 26 – 26   All balance
- 27 – 28   First couple turn partner 3/4 Turn, finishing in a diagonal line - first man joining left hand to second lady and first lady joining left hand with third man.
- 29 – 30   All balance.
- 31 – 32   First couple turn partner finishing back to back facing own line
- 33 – 40   Double triangles

Devised by Agne Hanson in 1992 and dedicated to his wife Elke

# Hogmanay Strathspey

Strathspey - 32 Bars - 3 couple set

A dance set to 'A Strathspey for Emma's Wedding,' a tune specially composed by Pat Champness for Emma Cormack on the occasion of her marriage to Mats Melin on 31.12.94.

## Bars

- 1 - 8      1st couple turn both hands 3/4 way round then let go of hands, dance straight out towards own side (2), and cast off to 2nd place, while 2nd couple move up (2). 1st couple cross up by briefly joining woman's right hand with man's left hand and 1st woman dances under the joined hands, which are raised, releasing hold of hands at the point of hands reaching their highest position over head (2). 1st couple cast off to 2nd place on opposite side of the dance (2).
- 9 - 16      1st couple Petronella turn, touching open left hands briefly (a caress) in passing, to finish: 1st man between 2nd couple facing down, and 1st woman between 3rd couple facing up (2). Set, joining hands in lines of three across the dance (2). 1st couple Petronella turn, again touching open left hands, briefly in passing, to finish: 1st man between 2nd and 3rd men, and 1st woman between 2nd and 3rd women, all facing in (2). Joining hands in lines of three on the sides, Set (2).
- 17 - 24      1st couple, joining both hands, turn 1/2 way round (1), open up, to dance down the middle with nearer hands joined for two steps (2). Turn both hands 1/2 way round (1), open up to dance up the dance with nearer hands joined. 2nd couple move down (2). Joining both hands again 1st couple turn each other slowly into position ready for a Half Pousette (2). 2nd couple step into the middle on bar 24 to make ready for -
- 25 - 28      1st and 2nd couples dance Half Pousette, ending with 2nd couple retiring out to first place, while 1st couple turn slowly into position for another Half Pousette with the 3rd couple. 3rd couple move in to position on bar 28.
- 29 - 32      1st and 3rd couples dance Half Pousette. Finish in the order 2, 3, 1.

Repeat the dance twice more.

Devised for my wife Emma.  
Mats Melin, 3 January 1995.

# Strathspey for Emma's Wedding

A handwritten musical score for a Strathspey, a traditional Scottish dance. The score is written on five systems of grand staves (treble and bass clefs joined by a brace). The key signature is one sharp (F#), and the time signature is 4/4. The notation includes various musical symbols such as eighth notes, sixteenth notes, and rests, with some notes beamed together. The piece features a repeating first and second ending structure. The handwriting is in ink on aged paper.

December 31<sup>st</sup> 1994

R.

The Moth (reel, 4x32, four couple dance in a four couple set)  
Devised by: Michaela Beijer, 2017

This is a vigorous dance

- 1-8 1<sup>st</sup> couple with 2<sup>nd</sup> and 3<sup>rd</sup> couples dance ½ reels of three on opposite side of the set and then on own side (1<sup>st</sup> couple start by crossing to second place opposite side)
- 9-16 1st and 3rd couples dance a reverse or left shoulder reel of four up and down the middle of the set, starting with men dancing up and ladies dancing down passing partners by the left (start the reel from the sides)
- 17-24 1<sup>st</sup> and 3<sup>rd</sup> couples do a 1 3/4 turn for four bars, cast down on opposite side below 2<sup>nd</sup>/4<sup>th</sup> couple and cross up to places
- 25-32 1<sup>st</sup> couple cast 2 places for two bars (2<sup>nd</sup> and 3<sup>rd</sup> couples move up), dance in to touch nearer hands (man's right, lady's left) and cast to 4<sup>th</sup> place (4<sup>th</sup> couple moves up) for two bars and turn or spin partner right hand for four bars\*

\*The right hand turn can be as many times as the dancing couple wishes and manages, spinning or birling is quite acceptable.

## QuintReel or Old Urray Reel

Reel 5 x 64 bars. 5 couples in a Square Set. with the 5<sup>th</sup> couple in the middle, with 5<sup>th</sup> man nearest the top. Reels of the 'Jenny Dang the Weaver' type are ideal for this dance.

### Music

[1] (1)  
  
(4)      (5)-    [2]  
         \  
[4]    -[5]    (2)  
  
(3) [3]

### Bars

- 1 – 8      5C Set; half turn R hand;  
            Left Hands Across (5M with 3C and 5W with 1C).
- 9 – 16     5C turn R hand 1 3/4;  
            Left Hands Across (5M with 2C and 5W with 4C).
- 17 – 24    **Reel of Three:** 5M with 3W and 1M and 5W with 1W and 3M). 5s give R  
                         shoulder the women in their reel to begin (5M to 3W and 5W to 1W).  
                         Finish in the middle of the Set facing each other up and down the dance.
- 25 – 32    5C dance **La Baratte** to change places.\*
- 33 – 40    5C with L hands still joined, Set; 3/4 turn L hands;  
            Right Hands Across (5M with 4C and 5W with 2C).
- 41 – 48    5C turn L hand 1 3/4;  
            Right Hands Across (5M with 1C and 5W with 3C).
- 49 – 56    **Reel of Three:** 5M with 4M and 2W and 5W with 2M and 4W). 5s give R  
                         shoulder the man in their reel to begin (5M to 4M and 5W to 2M).  
                         Finish in the middle of the Set facing the 1C. All couples take Allemande  
                         hold (or if preferred Promenade hold).
- 57 – 58    5C and 1C change places passing by the Left.
- 59 – 60    1C and 2C change places passing by the Left.
- 61 – 62    2C and 3C change places passing by the Left.

63 – 64 3C and 4C change places passing by the Left. 4C dance straight in, releasing L hands, Man turns his partner under his R arm in to starting position.

Repeat 4 more times with a new couple taking up the middle position.

**\*La Baratte (The Churn):** 8 bars – couple facing each other up and down the dance, join R hand and Set (2); half turn with R hand (2); retain R hand hold and arm's length from each other; couple rotate anti-clockwise as woman turns to right dancing under man's R arm man passing behind woman and join L hands as well when crossing back to starting position and releasing R hand woman turns to right dancing under Man's L arm (2); keep hold of L hands and half turn to change places (2).

© Mats Melin, August 2003.

This dance was devised at the 20<sup>th</sup> Anniversary camp of the Valley of the Moon Scottish Fiddling School (VOM), California in August 2003.

It started out as quick Scandinavian Waltz but it works well as a Reel too.  
If danced as a Waltz read 3/4 turn instead of 1 3/4 turn on bars 9-12 and 41-44.

Dedicated to VOM and also to my very good friends Archie and Anna Crawford, of Old Urray, Ross-shire, Scotland.

## **THE RED ROSE (R4x32) A 4C-dance in a 4C-set**

- 1 – 8        1s + 4s set and cast and dance 1/ 2 figure of eight around 2. resp. 3s (who move up resp. down) into centre facing corner just passed.
- 9 – 16       1s + 4s change place with corner person giving right hand and set; change back giving right hand again and with 2 pas de basque, turn by pulling right shoulder to face diagonal corner while the corner persons with skip change of steps dance clockwise to next corner.
- 17 – 24       Repeat Bars 9 - 16.
- 25 – 28       1s couple dance up and cast off into 2nd place on opposite side. 4s dance down and cast up into 3rd place on opposite side. Meanwhile 3s + 2s set twice.
- 29 – 32       All turn partner RH 1 1/ 2 turn.

Devised by Agne Hanson. Revised 2017

Dedicated to Brita Viksten on her 70:th birthday the 27:th May 1991 and at that time Chairman of the Stockholm Branch

## **The St Andrews Society of Denmark (S8x32) 3C (4C set)**

- 1 - 8        1s dance Mirror reels on own side, 1st man giving right shoulder to 2nd man, 1st lady giving left shoulder to 2nd lady.
- 9 - 12       1s cross RH and cast off one place, 2nd couple move up on bars 11-12
- 13 - 16       1s dance half figure of 8 round 2s
- 17 - 18       1s and 2s cross RH.
- 19 - 20       1st man and 2nd lady cross, RH while 1st lady and 2nd man set
- 21 - 22       1s and 2s cross RH
- 23 - 24       1st man and 1st lady cross LH, while 2s set
- 25 - 32       1s and 2s dance the Tournée

Devised by Mikael Georgii

Tune used for this dance is Michael's compliments to Muriel and Robert

## St Magnus Reel

Reel, 3 Couple Set. 64 Bars.

Tune: *Sandy Lamb's Polka* (J A S Garson) played AABBAACC.

### Bars

- 1-4 1s cross over giving R hand, Cast off to 2<sup>nd</sup> place. 2s move up.
- 5-8 1W cross down between 3s and cast up round 3W and dance in to face 1<sup>st</sup> corner. 1M cross up between 2s and cast off round 2W and dance in to face 1<sup>st</sup> corner, passing partner by the left.
- 9-12 1M dance round 1<sup>st</sup> corner position by the right, dance up the middle and turn right about to face down between the 3s, while 1W does the same round her 1<sup>st</sup> corner, dancing down the middle and turn right about between the 2s. 1s back to back in the middle facing up or down. Meanwhile 1<sup>st</sup> corner turn each other by the R hand once round and back to places.
- 13-16 1s dance round partner's 2<sup>nd</sup> corner in the same manner, to end up back to back in the middle facing own side, while 2<sup>nd</sup> corners turn right hand once round.
- 17-24 1s dance 'Crown Triangles' with 2s and 3s. 1s finish facing down in the middle (1W turn halfway by right round on last PdB. 2s and 3s face up at end.
- 25-32 'Chasing Reel of Three across the dance' (Orkney Reel): 1s give R shoulder to 2M and 3M. (1W chasing 1M; 3M chasing 2M; 2W chasing 3W).
- 33-40 Reels of Three across the dance; 1W with 2s and 1M with 3s.
- 41-44 1M three R hands across with 2M and 3M; and 1W three L hands across with 2W and 3W.
- 45-48 Change over to the other wheel: 1W in front of 1M; then 2W in front of 2M; and 3W in front of 3M.
- 49-52 1s followed by 2s and 3s dance down the middle (nearer hands joined).
- 53-56 All turn inwards and 3s followed by 2s and 1s dance up. 3<sup>rd</sup> cross over and cast off on bar 55 (woman in front) and 2<sup>nd</sup> couple do the same on bar 56.
- 57-60 1s cross and cast on bar 57, all enter wheels on the own side, men L hand wheel and women R hand wheel. End in order 2, 3 and 1.
- 61-64 All turn partner by the R hand once round.

Repeat twice more with a new top couple each time.

© Arranged Mats Melin, February 2003. Dance first performed by a group of Community dancers as part of the "Elements" performance in St Magnus Cathedral on 25 June forming part of the St Magnus Festival 2003.

# STOCKHOLM CEILIDH

Jig 40 bars for 3 couples. Can be danced 3x40 in a 3-couple set.

Music: Melin's Rant (Troy McGillivray), An Eilean Ard, Stockholm Branch Ruby Jubilee (M Georgii), Pat and Al's (Liz Carroll)

- 1 - 2      1st couple set advancing, to join nearer hand and face down between 2nd couple.
- 3 - 4      1st couple dance down the middle, while 2nd couple move up.
- 5 - 6      1st couple cast up on their own side round 3rd couple to second place.
- 7 - 8      1st couple advance to the middle with 2 Pas de Basque to join left hands with each other and right hands with their 1st corners.
  
- 9-10      Balance in line with first corners.
  
- 11-12     Balance in line with second corners. All release hands at end of bar 12.
  
- 13-16     1st couple cast right shoulder back and dance round following each other in the middle 1 ¼ times to end up with 1st woman facing 1st corner with 1st man behind her.  
At the same time 2nd and 3rd couples dance Half Rights and Lefts.
  
- 17-20     1st couple dance Half right shoulder Tandem Reel of Three with 3rd woman (in 1st woman's first corner position) and 2nd man (in 1st man's first corner position).
  
- 21-24     1st couple (1st man now in front) dance Right Three Hands Across with 2nd woman (in 1st woman's second corner position).
- 25-28     1st couple with man still leading, dance Half left shoulder Tandem Reel of Three with 3rd man (in 1st woman second corner position) and 2nd woman (in 1st woman's second corner position).
  
- 29-32     1st couple (with woman leading) dance Left Three Hands Across with 3rd woman (in 1st woman's first corner position). 1st couple finishing back to back in the middle facing their first corners.
  
- 33-38     1st couple dance Hello and Goodbye Setting to first and second corners, ending with 1st man between 2nd couple at the top facing down and 1st woman between 3rd couple facing up.  
(Optional hand movements: join left hand with 1st corner right hand on bar 33, join hands with both corners on bar 34-35, retain right hand with 2nd corner on bar 36 as you move into the middle, join left hands with corners on bar 37-38 as you move to the in between position between the couples.)
  
- 39-40     1st couple turn Right Hands ¾ to second position on own sides.

Repeat from second place, or move to the bottom of a three-couple set. Dance devised by Mats Melin, June 2016.

A 'Ceilidh' is Scottish Gaelic means 'a gathering' but also place where you share community news and skills. This dance symbolizes my own learning of social skills growing up in the Scottish Country Dance environment in Stockholm. You meet and travel to the gathering, you say hello (1-16), you interweave and increase your social and community skill set (17-32) and you say hello and goodbye until the next time (33-40).

This dance is dedicated to the Scottish Country dancers in Stockholm, past and present, on the 40th Anniversary of the Stockholm Branch of the RSCDS, June 2016.